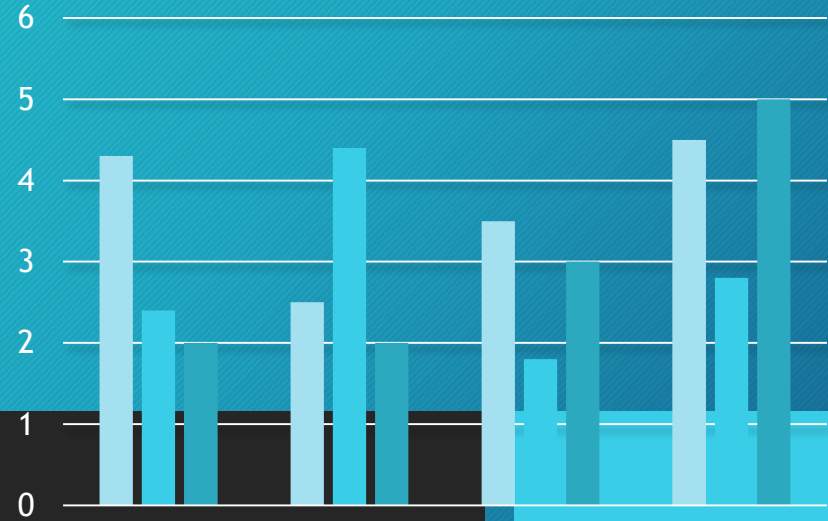




Stats in Action!

Helping Patrons Find Reliable Numbers



1

3

5

7

9

2

4

6

8

Social Media



Facebook

<https://www.facebook.com/insdc>



Twitter

<https://twitter.com/INsdc>



Pinterest

<http://pinterest.com/insdc>

State Data Center Program



Statistics by Topic



The screenshot shows the Indiana State Library website. At the top, there is a navigation bar with the IN.gov logo and various service categories: BUSINESS & AGRICULTURE, RESIDENTS, GOVERNMENT, EDUCATION, TAXES & FINANCE, VISITING & PLAYING, and FAMILY & HEALTH. Below this is a header for the Indiana State Library, featuring the state seal, the text 'Indiana State Library', and a search bar with a 'LIBRARY' dropdown and a magnifying glass icon. The main content area has a breadcrumb trail: LIBRARY » COLLECTIONS & SERVICES » COLLECTIONS » STATE DATA CENTER » STATISTICS BY TOPIC. The page title is 'STATISTICS BY TOPIC'. The text explains that many Indiana State Agencies, U.S. Government Agencies, and other organizations produce statistical files and publications, and a growing number place them on the Internet. It provides a guide to web statistical resources by subject, with a link to 'StatsIndiana'. It also offers an 'Ask a Librarian' service or a call to the State Data Center at (317) 232-3732. At the bottom, there is an alphabetical index: A B C D E E G H I J K L M N O P Q R S T U V W X Y Z.



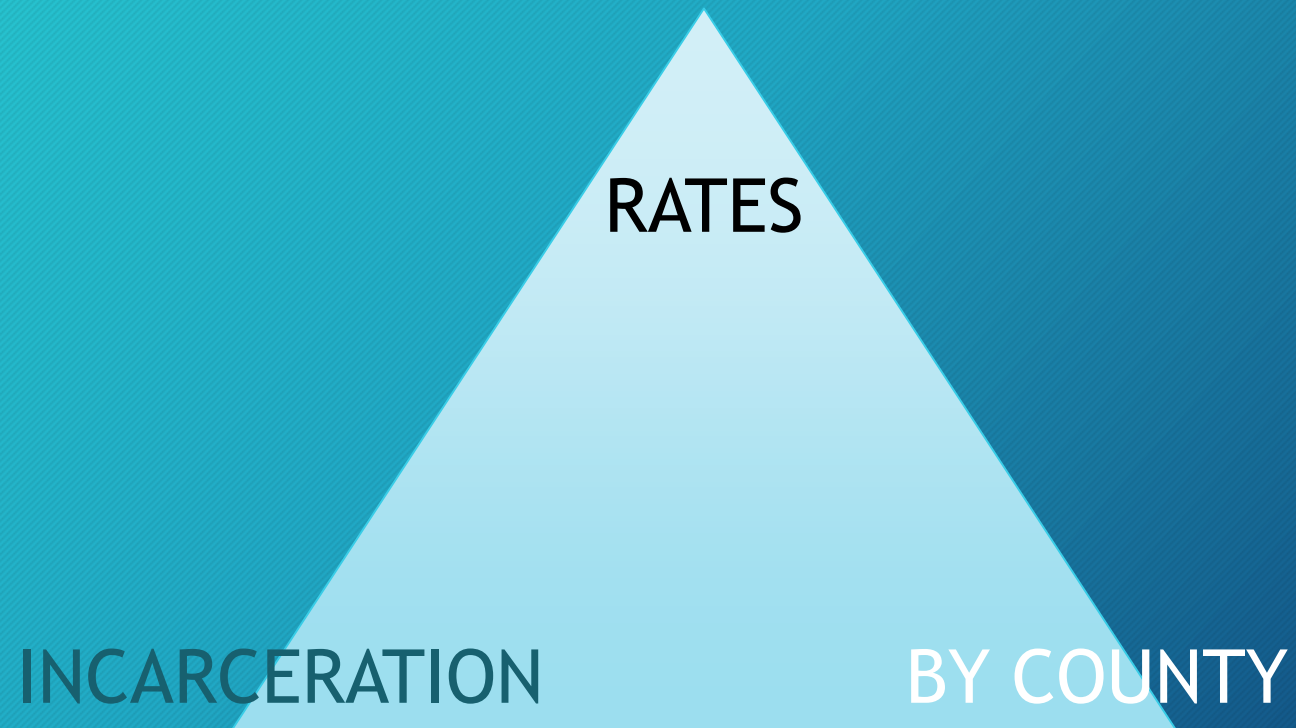
<http://www.in.gov/library/2409.htm>

Top resources



Data Requests

Where can I access the data about incarceration rates by county?



INCARCERATION

IN.gov

What state government department or agency has this information?

Indiana Department of Correction

<https://www.in.gov/idoc/>

RATE

- In this case, population numbers
- Generally, looking for one group of people compared to another group
- Create a percentage

$$\frac{\text{How many offenders}}{\text{Population of the city}} \times 100 = \% \text{ of population}$$

COUNTY LEVEL DATA

- City?
- County?
- State?
- Compare with other states?
- National data?

Compare Data

Indiana (2016)

- Incarceration Rate: 384
- Violent Crime Rate: 405
- Property Crime Rate: 2,589
- Probationers: 2,135
- Parolees: 165

Ohio (2016)

- Incarceration Rate: 449
- Violent Crime Rate: 300
- Property Crime Rate: 2,576
- Probationers: 2,624
- Parolees: 218

(Per 100,000 people)

United States (2016)

- Incarceration Rate: 397
- Violent Crime Rate: 386
- Property Crime Rate: 2,451
- Probationers: 1,459
- Parolees: 303

<https://nicic.gov>

An Open Door into Local Government Finance

»

[Conflict of Interest Upload Tool »](#)

Gateway collects and provides access to information about how taxes and other public dollars are budgeted and spent by Indiana's local units of government.



[TIF District Viewer](#)



[Search for reports](#)



[When is your budget hearing?](#)



[Public employee compensation](#)



[Access local expenditures](#)



[Learn more about debt](#)

INDIANA ECONOMIC DIGEST

Daily News on Business and Economic Events throughout Indiana

Email Updates

Advanced Search

Story Index

- Most Recent
- Statewide
- By Topic
- By Region
- By Day of the Week
- By County

Resources

- Business Links
- Report Gallery

Contributing Newspapers

NY Times
RSS feeds



South Bend-area business won't be exempt from battle



Larry Ender works on his farm on Friday, July 6, 2018, in Bremen. Staff photo by Robert Franklin

Also in the news

- Wabash City Redevelopment Commission
- COMMENTARY: Goshen youth to lead

incontext

A publication of the Indiana Business Research Center at IU's Kelley School of Business



back issues



topic index



author index



about



feedback



connect

Inside the May-June Issue

Substantive, easy-to-read articles about Indiana's workforce and economy published on a bi-monthly basis.

"Using baseb
Monda



Many Indiana counties see stronger population growth in 2017

Fifty-five of the state's 92 counties had a population increase in 2017—the largest number of Indiana counties to post a gain since 2008.



Indiana's degree attainment by place of birth

Almost 60 percent of Indiana residents with a bachelor's degree were born in the state.

Find It Fast

Most Popular



Indiana population projections to 2050



Data Don'ts: When You Shouldn't Average Averages

The Latest

Tweets by @IUibrc



IBRC
@IUibrc

Indiana occupation projections to 2026 are now available on Hoosiers by the Numbers: hoosierdata.in.gov/FD/landing.aspx

<https://indianaeconomicdigest.com>

<http://www.incontext.indiana.edu>

Indiana State Department of Health

The screenshot shows the website's navigation menu on the left and a main content area with three featured articles. The navigation menu includes links for 'ISDH Home', 'About the Agency', 'Contact & Information', 'Forms', 'Public Records Requests', 'Newsletters', 'Data & Reports', and a 'Divisions' section with 'Drug Overdose Prevention' and 'Division of Emergency Preparedness'. The main content area features a large 'Drug Overdose Prevention' article with a call to action, and two smaller articles: 'Indiana Tobacco Quitline' and 'Labor Of Love: Reducing Infant Mortality'. A footer bar contains the 'A To Z Index On Health Topics' link.

ISDH Home

About the Agency +

Contact & Information +

Forms +

Public Records Requests

Newsletters

Data & Reports

Divisions

Drug Overdose Prevention

Division of Emergency Preparedness

Drug Overdose Prevention
Save a Life Today!
[Click here to read more](#)

Indiana Tobacco Quitline
[Learn More](#)

Labor Of Love: Reducing Infant Mortality
[Learn More](#)

Indiana Birth And Death Records
[Learn More](#)

A To Z Index On Health Topics

<http://www.in.gov/isdh>



EMPOWERING COMMUNITIES. ADVANCING HOOSIER HEALTH.

HOME

DASHBOARD

KEY INDICATORS

MAPS

DATA CENTRAL

PROMISING PRACTICES

COMMUNITY RESOURCES

ABOUT US



Welcome to Indiana INDicators

Indiana Health Dashboard

[View legend](#)

Adult Health Insurance Coverage



Child Health Insurance Coverage



Could Not See Doctor Due to Cost



Primary Care Physician Ratio



[View the full state health dashboard »](#)

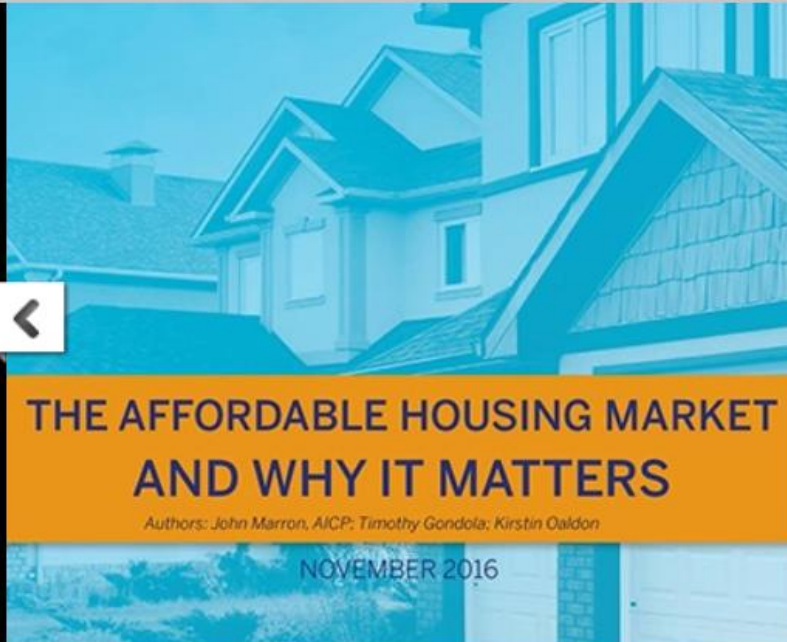
<http://indianaindicators.org/>



We bring things into perspective.

HOME ABOUT US SERVICES RESOURCES EDUCATION & TRAINING WHO WE SERVE NEWS & BLOG CONTACT

GEOINFORMATICS | COMMUNITY INFORMATICS | HEALTH GEOINFORMATICS | SPATIAL HUMANITIES | COMMUNITY & CULTURE | EDUCATION & TRAINING



The Affordable Housing Market and Why It Matters

Indianapolis is routinely recognized as one of the more affordable regional housing markets in the nation. This relative affordability lies within the eye of the beholder as Indianapolis also fares relatively poorly in income inequality. To many low-and moderate-income...

[Read More](#)

<http://www.polis.iupui.edu/>

Questions?

Katie Springer
State Data Center
Indiana State Library
315 West Ohio St.
Indianapolis, IN 46202
317-232-3732
kspringer@library.in.gov