

MAKING MINI MAKERSPACES


Indiana State Library

Speakers:


Lizzy Boden, Adult Services Librarian

Britney Musial, Teen/Tween Librarian

PLAN

- ▶ Why Makerspaces?
 - ▶ About North Riverside
 - ▶ Patron Surveys and Feedback
 - ▶ Our Response – Making the Makerspaces
 - ▶ Making it Work
 - ▶ Tips and Tricks
- 


WHY MAKERSPACES?

- ▶ Responsive to patron needs
 - ▶ Creative way to do what libraries have always strived to do: provide education, information, and entertainment
 - ▶ Coding, crafting, access to technology
 - ▶ Engages patrons even more fully – and a great way to show what all libraries have to offer in the 21st century
- 


ABOUT NORTH RIVERSIDE LIBRARY AND THE COMMUNITY

- ▶ 22,000 square foot building opened in June 1999
- ▶ The estimated population of the Library District is 6,672
- ▶ 4,500 residents holding library cards which represents about 67% of the total population
- ▶ Main Floor – Circulation, Young Adult section, Adult section, Meeting Room, one Computer Lab with 6 public computers, one Study Room
- ▶ Lower Level – Children's Department, Storytime Room, two public computers, two Study Rooms, extra under-stair space

LOCAL SCHOOLS AND ORGANIZATIONS

- ▶ Komarek - Kindergarten to 8th grade
 - ▶ Cornerstone Montessori School – 15 months to 6 years old
 - ▶ Village of North Riverside (across the street) – Preschool (2 to 4 years old)
 - ▶ Parks and Recreation Department – Programs for All Ages
- 

WHAT DID THE COMMUNITY NEED?

- ▶ Suggestion boxes placed around the library
 - ▶ Main Floor Circulation taking notes from conversations with patrons
 - ▶ Lower Level Youth Services Help Desk staff members took notes
 - ▶ Teen Advisory Board Meetings (6 – 12 grade) members meet once a month
 - ▶ Adult Town Hall Forum (Adults 20-50)
 - ▶ Technology help (ages 50 and older)
- 

WHAT DID THE COMMUNITY NEED?

KITS TO CHECK OUT

(AKA LIBRARY OF THINGS)

- ☐ GARDENING TOOLS
- ☐ KNIT/CROCHET KIT
- ☐ PUMPKIN CARVING
- ☐ CAKE DECORATING
- ☐ GLASS FUSING
- ☐ HAND TOOLS
- ☐ PAINTING KIT
- ☐ DIGITAL CAMERA
- ☐ SEWING MACHINE
- ☐ HOUSE PAINTING KIT
- ☐ GHOST HUNTING KIT
- ☐ OTHER_____

LIBRARY OF THINGS

WHY BUY WHEN YOU CAN BORROW?

From <http://brightonlibrary.info/library-of-things/201>



North Riverside Public Library - 708-447-0869 - 2400 S. Des Plaines Ave.

TO USE @ THE LIBRARY


AKA OUR MAKERSPACE

- ☐ LASER CUTTER
- ☐ ENGRAVER
- ☐ BUTTON MAKER
- ☐ POSTER PRINTER
- ☐ LAMINATOR
- ☐ CARD MAKING TOOLS
- ☐ VINYL CUTTER
- ☐ EMBROIDERY MACHINE
- ☐ 3D PRINTER
- ☐ TSHIRT PRESS
- ☐ VHS TO DVD CONVERTER
- ☐ OTHER_____



North Riverside Public Library - 708-447-0869 - 2400 S. Des Plaines Ave

WHAT WE HEARD:

- ▶ Less desire for “flashy” makerspace materials like 3D printers and a lot of interest in things like t-shirt presses, button makers, laminators, and Cricut machines
 - ▶ Programs centered around new technologies
 - ▶ More basic technology help classes
 - ▶ More resources for parents and students
 - ▶ Materials/Kits to check out and take home
- 

WHAT DID WE DO WITH THE FEEDBACK?

- ▶ Created a “Technology Manager” position (our Circulation Manager)
- ▶ Managers met to reconstruct budget to meet the patron needs
- ▶ Applied for multiple grants
- ▶ Talked to Friends and Foundation about potential support
- ▶ Created “Strategic Plan Mini Grants” for staff to suggest ideas to meet patrons needs/strategic plan
- ▶ Re-arranged the library to make more room
- ▶ Began merging storage closets to open up more “rooms” accessible to the public
- ▶ WORK IN PROGRESS!

WHAT DID WE DO WITH THE FEEDBACK?

- ▶ Re-arranged the library to make more room
 - ▶ Moved computers out of computer lab
 - ▶ Benefits:
 - ▶ Patrons can ask for help more easily
 - ▶ Computers are less private
 - ▶ Room can now be used as a mini-makerspace!
- ▶ Began merging storage closets to open up more “rooms” accessible to the public
 - ▶ Gave us space for three more mini-makerspaces around building – Memory Preservation Lab, Kids’ Makerspace, and Hang Out Nook

STARTING THE “MAKERSPACE”

- ▶ “Project Next Generation (PNG) offers grant funding to public libraries for establishing educational, after-school programs that not only provide access to computers, software and various technology devices, but also hire mentors who are crucial to helping students develop self-confidence and pride in their newly acquired skills.”
- ▶ First time applying - \$25,000
- ▶ Hired 5 mentors
- ▶ Rest went into technology
- ▶ Technology is kept in “Makerspace” room where old Computer Lab was


COMPUTER ROOM

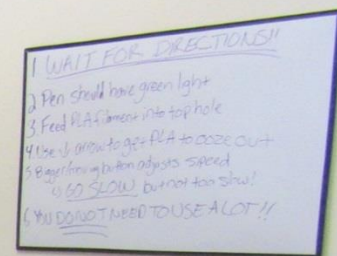
Exciting new technology
programs for
grades 5 - 12!
Check the schedule below!



COMPUTER ROOM


Exciting new technology
programs for
grades 5 - 12!
Check the schedule below!















MAKING THE MEMORY PRESERVATION LAB

- ▶ Age Options Grant
 - ▶ First time applying - \$12,000 to create community spaces/programs for Seniors
 - ▶ Only 18 libraries applied for 20 grants – there is money out there!
- ▶ Developed robust programming schedule centered around the theme of “Preserving Our Memories”
- ▶ Created Digital Preservation Lab out of smaller first-floor study room
 - ▶ VHS-DVD/USB Converter, Slide Converter, Photo Scanner, 8mm Converter, and more
 - ▶ Old TV we had lying around – but had many offers for donations







MAKING THE HANG OUT NOOK

- ▶ Grades 2-5
- ▶ Crafting
 - ▶ This is where the term “makerspace” can come in
- ▶ Homework
- ▶ Hanging out
- ▶ Coloring
- ▶ Make and Take
 - ▶ Bags that have craft supplies in them



MAKING THE KID'S MAKERSPACE

- ▶ Very beginning of process
- ▶ Have applied for grants to help us construct the room appropriately
- ▶ Toy Library
- ▶ Extra programming room
- ▶ Technology programs for K-4
 - ▶ STEAM
 - ▶ Robotics





What if your library doesn't have space
or the staff and budget are too small?

CRAFT EXCHANGE

- ▶ Set up directly outside new Makerspace
- ▶ Low staff impact – patrons can take a craft supply OR leave a craft supply
 - ▶ Circulation helps by keeping things organized but nothing needs to be catalogued or checked in/out
- ▶ Massive patron response
 - ▶ Wealth of donations which we can also use for programs/bring into the Makerspace
 - ▶ Facebook post about it went viral
- ▶ Furthers Library/Makerspace mission of expanding creativity and learning





LIBRARY OF THINGS

- ▶ Slow start, buying as we get the budget
- ▶ So far:
 - ▶ Turntables
 - ▶ Donated stamp sets
 - ▶ Wireless Hotspots
- ▶ Future:
 - ▶ Rokus with Netflix
 - ▶ Game consoles
 - ▶ Cooking Supplies
 - ▶ ????



MAKER KITS

- ▶ Dorr Library: Budget of about 180k, 7 part-time staff members
- ▶ Hopkins District Library: Budget of about 100k, 3 part-time staff members



STRATEGIC PLANNING MINI GRANTS

- ▶ Staff have the ability to submit an application for an item or program that they feel will help promote the library's mission
- ▶ Mini Grants can be up to \$500
- ▶ Quarterly meetings take place with 2 Managers and the Director to review these Mini Grants
- ▶ Staff can be approved, turned down, or given some of the money they requested to rework their idea

MAKING THE SPACE WORK

- ▶ RAILS Classifieds
- ▶ Big Lots (supply budget)
- ▶ Old filing drawers
- ▶ Extra Bookshelves
- ▶ IKEA
- ▶ Amazon
- ▶ Walmart
- ▶ Patron Donations

FINDING GRANTS

- ▶ There are grants out there that help with library construction and/or space reconfiguration.
- ▶ Apply widely – you won't get them all, but there is more out there than most people realize.
- ▶ See if you can find a staff member willing or excited to take it on and **GIVE THEM THE TIME/RESOURCES** – even if it's just an extra hour off desk a day or taking one other thing off their plate.

HOW DO WE MANAGE TO KEEP IT ALL TOGETHER?

- ▶ Teen/Tween Makerspace is run by the Teen/Tween Librarian ,Technology Manager. and 5 mentors
 - ▶ What do they do?
- ▶ Memory Preservation Room is run by the Senior Services Librarian, Adult Services Librarian, the Technology Manager, and Circulation Staff
 - ▶ What do they do?

HOW DO WE MANAGE TO KEEP IT ALL TOGETHER?

- ▶ Children Makerspace will be run by the Youth Services Manager, Youth Services Assistant, Youth Services Staff members assistance, and parents are encouraged to be in the room with their children
 - ▶ What do they do?
- ▶ Hang Out Nook will be run by the Youth Services Manager, Youth Services Assistant, Youth Services Staff members assistance
 - ▶ What do they do?

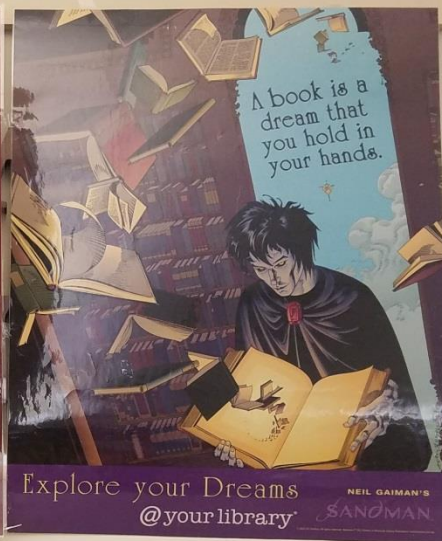

HOW DO WE MANAGE TO KEEP IT ALL TOGETHER?

- ▶ Step-by-Step
- ▶ Resources:
 - ▶ [Making Space for Active Learning in Your Library](#) - WebJunction

TIPS AND TRICKS

- ▶ Apply for grants. Just apply!
 - ▶ Unsure if you can get it? Apply. Less people apply than you think
- ▶ Survey your community
 - ▶ Don't do it just to do it!
- ▶ Get staff on board
 - ▶ This can be a big transition and is extra work, and needs buy-in
 - ▶ Surveying community to show needs can really help with this
- ▶ While it's true we're going fast and whole hog, you don't have to!
 - ▶ The work can be undertaken slowly and/or in a piecemeal fashion as you get the resources to do it – for example, all our spaces are still very much in process
 - ▶ We haven't even changed the signage yet!

M



S



CONTACT INFORMATION/PICTURES

- ▶ Lizzy: bodenl@northriversidelibrary.org 708-447-0869 ext. 240
- ▶ Britney: musialb@northriversidelibrary.org 708-447-0869 ext. 235
- ▶ Facebook: facebook.com/NRPL2400
- ▶ Instagram: @northriverpl
@nrplteenspot