

Teaching iPad/iPhone to Seniors

<https://www.youtube.com/watch?v=Z7iw48hwVnc>

During this Hour

- An Outline of Five 90-Minute Classes
- 20 Apps Every Senior Needs to Know
- Practical Advice on:
 - Limiting Class Size
 - Speaking to Your Audience
 - Proper Pacing
 - Offering Classes Inside and Outside of the Library
 - Fee-based Classes

Why I Teach Seniors Tech

- 50 Years Lib-Tech Experience
- I Like Logic
- I Love My iPhone
- I Made My Kids Buy Me an iPad
- No Apple Stores Nearby



"Sir, it's time to upgrade our technology. We've used up the last of our computer punch cards."

Questions?

I will break for questions.

Share your experiences, especially if funny

Let's have some fun with this topic!

Why Seniors Need a Smart Device?

Need to Keep in Touch with Family and Friends
by using:

- Text
- Photos
- Phone or FaceTime
- Email





This is Only the Beginning

Seniors that use this technology in their 60s and 70s will be able to use it when mobility fails them in their 80s and 90s.

Not Knowing Where to Start

Details for Your Upcoming Stay x 42.5815911, -72.0768760 to 901 x +

https://www.google.com/maps/dir/42.5815911,-72.0768760/901+Jefferson+Blvd,+Warwick,+RI+02886/@42.1509739,-72.2291886,9z/am=t/data=!3m... ☆

Amazon.com - Your # Catalog - Home Commonwealth Cata f ipage W Internet Phonebook G search Apps Google Zimbra: Inbox (3043) ★ Bookmarks >> Other bookmarks

← from 42.5815911, -72.0768760 to 901 Jefferson Blvd, Warwick, RI 02886

1 h 29 min (81.4 miles)
via MA-146 S
Fastest route, the usual traffic

- > Get on MA-2 E from Baldwinville Rd
3 min (1.4 mi)
- > Follow MA-2 E to MA-140 S in Westminster. Take exit 25 from MA-2 E
10 min (9.9 mi)
- > Get on I-190 S in Sterling
18 min (11.7 mi)
- > Continue on I-190 S. Take MA-146 S, RI-146 S and I-95 S to Jefferson Blvd in Warwick. Take the Jefferson Blvd exit from T.F. Green Airport Connector Rd
58 min (58.2 mi)
- > Continue on Jefferson Blvd to your destination
1 min (0.2 mi)

901 Jefferson Blvd
Warwick, RI 02886

Map data ©2018 Google United States Terms Send feedback 10 mi

Why Not Teach Any Smart Device?

SAMSUNG	LENOVO	ALCATEL	WIKO
APPLE	XIAOMI	ZTE	VIVO
NOKIA	GOOGLE	TOSHIBA	LEECO
SONY	ACER	VODAFONE	PANASONIC
LG	ASUS	ENERGIZER	HP
HTC	OPPO	CAT	YU
MOTOROLA	ONEPLUS	LAVA	VERYKOOOL
HUAWEI	MEIZU	MICROMAX	MAXWEST
MICROSOFT	BLACKBERRY	BLU	PLUM

Why Would You Want to Teach?


- Patron Need
- Time Consuming to Answer Questions at the Reference Desk
- Promotes the Library as Tech Smart, a Vital Community Resource, and Brings in Non-Traditional Users

Class Essentials if You Want to Teach

- An Apple Device
- A projector, a screen and computer OR a smart television and Apple TV
- An open reliable wifi connection

What Else Do You Need?

- Experience using iPads and iPhones
- Flexibility
- Patience



I Know Some Things
I Don't Know Everything
I Teach Anyway!
I Always Learn Something



“No worries, if you don’t know the answer,
I’ll ask my 13 year old grandson!”

If you are a senior yourself and especially if
you are female, your class may have little
confidence that you know anything about
phones, tablets or computing !@#%0%

Remember Why They Say What They Do

- Proud of their Grandkids!
- Watched them play video games for hours, they must have learned something!

I'm Working on These Responses

- Smiling while biting my tongue
- Tell them they have smart grandkids
- Ask them to bring the solution to class next time
- Do my homework. Bring the solution to the next class

Wow 'em With a Few Tricks!

- Save what's on your screen
- Share a photo with someone in class using Airdrop
- Show them how to switch from photo, video, panorama, slo-mo, etc.

What Physical Issues Do Seniors Face?

- Touch
- Speaking
- Swipe
- Click
- Double Click

Don't underestimate Seniors' ability to learn and want to learn...

“We keep moving forward, opening up new doors and doing new things, because we're curious...and curiosity keeps leading us down new paths.” Disney

LOSE THE STEREOTYPE

Grandpa, How Do You Like Your Birthday iPad?





Don't Bite Off More Than You Can Chew

- Limit Size
- Customize
- Minimize

Limit Size to 12 or Less

- Seniors like to talk and share
 - We learn from others
 - Internet speed is important
 - Make it fun!Customize: Less is More
 - Adults want to learn what is useful to them
 - Start with a simple outline & modify often
 - Ask the class what they want to learn
 - Find the pace that's right for the class
- You don't have to teach them everything you know (It's not about you!)

Download Apps Specific to Individual Need

- Bank Account
- Online Shopping: Amazon, etc.
- Stores Frequently Used: Kohls, Home Depot, etc.
- Photos: Kodak, CVS, etc.
- Airlines: Southwest, JetBlue, etc.
- Food: Dunkin Donuts, McDonalds, etc.
- Health App from Provider
- Walking/Exercise/Weight
- Games: Words with Friends, Scrabble, etc.
- Transportation: Train Schedules, Parking, etc.
- Devices: Alexa

CLASS ESSENTIALS for STUDENTS

- iPad or iPhone
- Apple ID and Password
- A Library Card
- Curiosity Are Handouts Necessary?



Pros

- People can refer back to notes
- Handouts can keep the class on track

Cons

- Seniors who take notes never put their hands on their devices.
- We all collect notes and then lose them

Then again, there's an app for that!



Notes

These Symbols May Be Familiar To You








Remember:

Apple Icons Are a New Alphabet for Seniors



There Are At Least 50 Symbols To Learn

	Action (Share)	Shows a modal view containing share extensions, action extensions, and tasks, such as Copy, Favorite, or Find, that are useful in the current context.	<code>action</code>
	Add	Creates a new item.	<code>add</code>
	Bookmarks	Shows app-specific bookmarks.	<code>bookmarks</code>
	Camera	Takes a photo or video, or shows the Photo Library.	<code>camera</code>
Cancel	Cancel	Closes the current view or ends edit mode without saving changes.	<code>cancel</code>
	Compose	Opens a new view in edit mode.	<code>compose</code>

Go Slow –
Keep ‘em Smiling



Students Will Help Each
Other – Let Them

Class Outline – Class 1 – Introduction

- Introduce Yourself to the Students and Let them Introduce themselves to each other. Then make each person answer:
- Ask: “Why are YOU taking this class?”
- Take a Class Photo. Project on Screen=
First Introduction to iCloud

Getting Started - At the Very Beginning?



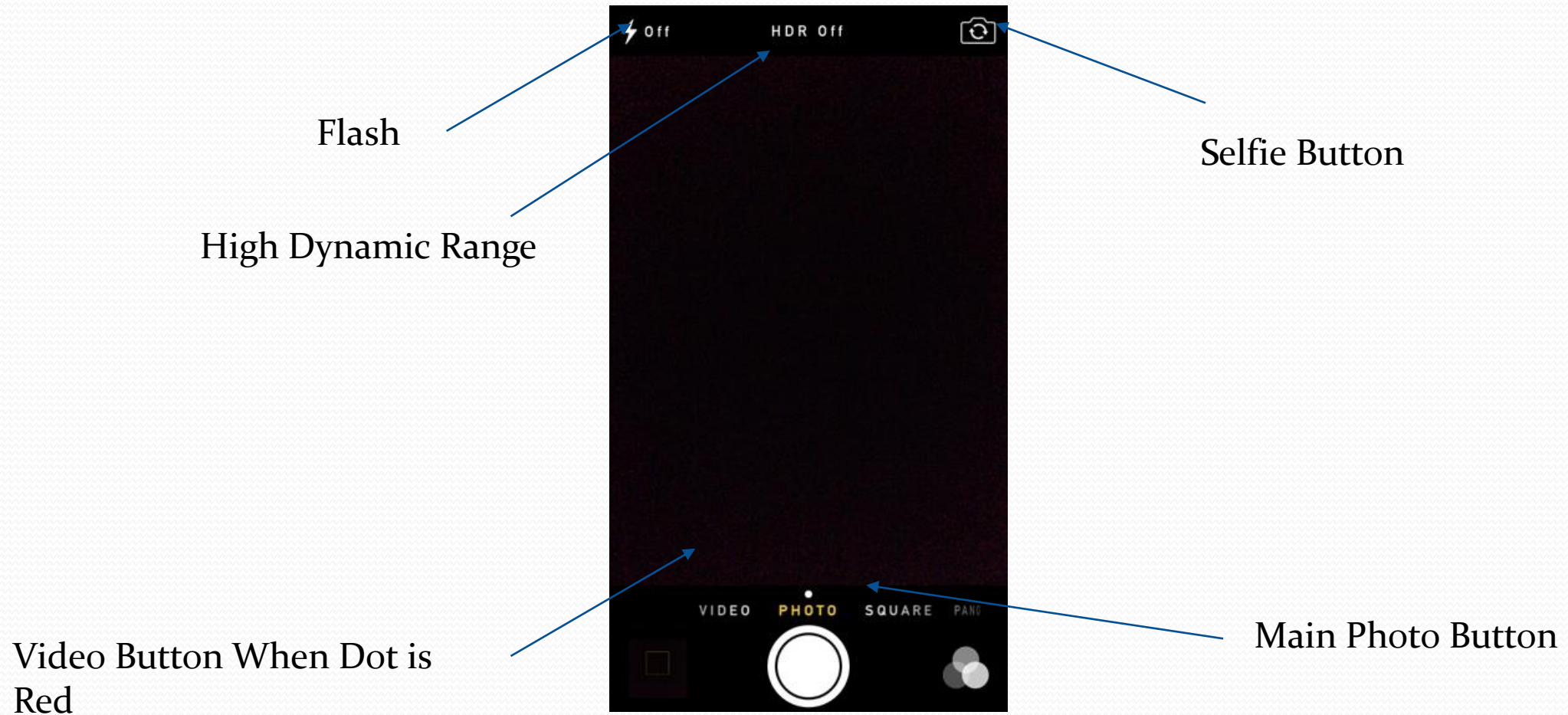
Start
Button



Home Button



Taking a photo, video, square



Photos are the Most Popular Use of Phones

- Have Class Take Photos of You or Each Other
- Delete the Photos
- Have Class Take a Video of You or the Class
- Delete the Video
- Have Class Take a Selfie
- Delete the Selfie

Photo Icons are a Good Start



Hand Out A Questionnaire

TELL ME WHAT YOU WANT TO KNOW

I want my iPad or iPhone to:

<input type="checkbox"/>	Find my iPhone	<input type="checkbox"/>	Keep my calendar	<input type="checkbox"/>	Play solitaire	<input type="checkbox"/>	<input type="checkbox"/>
<input type="checkbox"/>	Time my eggs	<input type="checkbox"/>	Check my stocks	<input type="checkbox"/>	Teach me how to do things (YouTube)	<input type="checkbox"/>	<input type="checkbox"/>
<input type="checkbox"/>	Monitor my health	<input type="checkbox"/>	Store my grocery list	<input type="checkbox"/>	Teach me to play the piano	<input type="checkbox"/>	<input type="checkbox"/>
<input type="checkbox"/>	Help me relax	<input type="checkbox"/>	Take photos	<input type="checkbox"/>	Play my favorite music	<input type="checkbox"/>	<input type="checkbox"/>
<input type="checkbox"/>	Improve my yoga poses	<input type="checkbox"/>	Draw pictures	<input type="checkbox"/>	Help the math (calculator)	<input type="checkbox"/>	<input type="checkbox"/>
<input type="checkbox"/>	Let me read a book	<input type="checkbox"/>	Entertain the grandkids	<input type="checkbox"/>	Send my photos to friends and family	<input type="checkbox"/>	<input type="checkbox"/>
<input type="checkbox"/>	Store meeting notes	<input type="checkbox"/>	Listen to me	<input type="checkbox"/>	Connect with my family (Skype)	<input type="checkbox"/>	<input type="checkbox"/>
<input type="checkbox"/>	Keep a budget	<input type="checkbox"/>	Email a friend	<input type="checkbox"/>	Play games with friends across the country	<input type="checkbox"/>	<input type="checkbox"/>
<input type="checkbox"/>	Check a bank account	<input type="checkbox"/>	Watch a movie	<input type="checkbox"/>	Plan my travel adventures	<input type="checkbox"/>	<input type="checkbox"/>
<input type="checkbox"/>	Write a book	<input type="checkbox"/>	Read a book to me	<input type="checkbox"/>	Find directions for me	<input type="checkbox"/>	<input type="checkbox"/>
<input type="checkbox"/>	Facebook friends &	<input type="checkbox"/>	Renew my library book	<input type="checkbox"/>	Provide a light source in case of emergency	<input type="checkbox"/>	<input type="checkbox"/>
<input type="checkbox"/>	Find recipes	<input type="checkbox"/>	Wake me up in the morning	<input type="checkbox"/>	Tell me the News of the Day	<input type="checkbox"/>	<input type="checkbox"/>

Please note that to get full benefit from this course, you will need to know your iPad passcode and Apple ID and password, have an active library card from any C/W MARS library, and check your email if you want responses to your questions between classes.

Flip Up!

A Good Place to Start



Class Outline – Class 1 – No Internet

FLIP IT UP! Are you connected?

- Airplane Mode
- Cell Connection
- Bluetooth Connection
- Internet Connection

Handy things to use with no cell or internet connection

- Locked Orientation
- Flashlight
- Alarm
Clock/Stopwatch
- Camera
- Battery

Connect to the Internet

Settings – Don't Get Lost Here

- Apple ID
- Payment Method
- iCloud Storage

If their eyes haven't glazed over

- Family Sharing
- Phone Version
- Cell Service (iPhone)

Return to Settings During Every Session

Connect to Wifi



Homework? Keep It Simple!

1. Take, view, and delete a photo
2. Take, view, and delete a selfie
3. Take, view, and delete a video




CLASS OUTLINE – Class 2 – Class Specific


- Answer all the Questions that you got in Class 1 and use your top answers from your Questionnaire to start talking about Apps
- Repeat anything you taught in Class 1 that was not understood
- Repetition is learning!

APPS – It's What It's All About

- At This Point, No matter how many times you told the class how important an APPLE ID and Password are to this process, several people will have no idea what their password is...
- Move on anyway
- Show What the Apps Do
- Choose from the 20 suggested
- Show the Class How to Rearrange them on the Screen

iPhone vs. iPad






Twenty
Apps are
already
on
the iPad
or iPhone

Google Maps

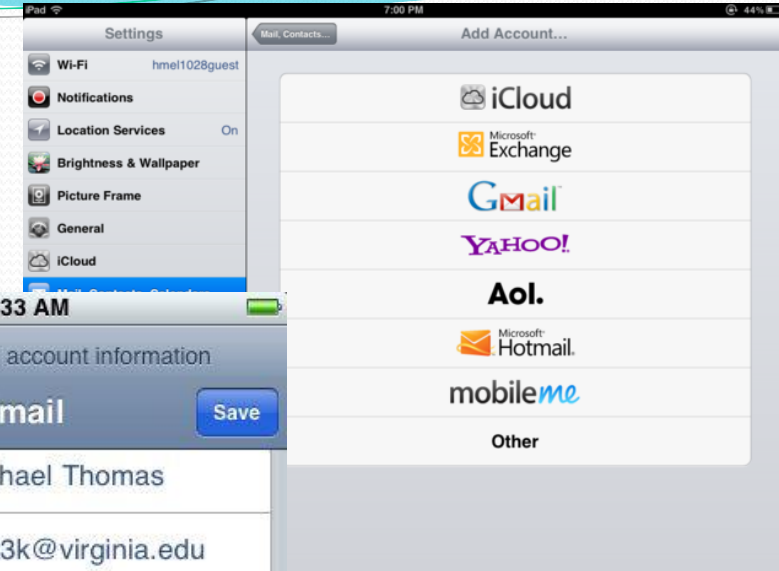
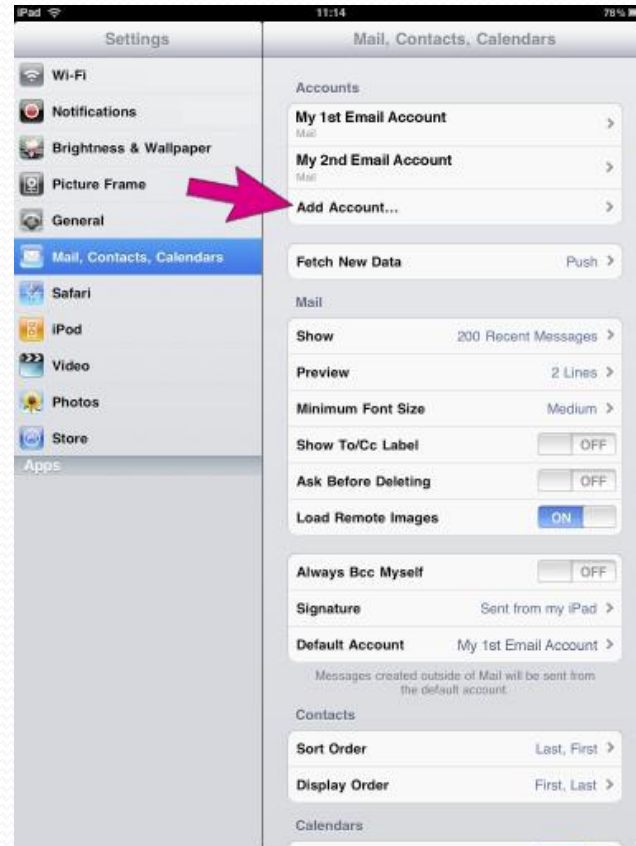
- Download the App



Skype, Pandora, Google Maps, Kindle,
Your Libraries Catalog, Libby, YouTube,
Hoopla, Freegal....



Class 3 - Email....Back to Settings



Calendar

- Already loaded on your iPad/iPhone



CLASS 3

Must learn for everyone

- X Keep a Calendar
- X Find directions
- X Find “how to” videos on YouTube

Most people wanted to learn

- XX Find my iphone
- XX Read a book
- X Watch a movie

CLASS OUTLINE – Class 4 – Library Services

- Online Catalogs
- Looking for more than books
- CDs
- DVDS
- Audiobooks
- Games
- eBooks
- Streaming Videos
- Personal Library Accounts
- Ordering ahead instead of browsing
- Finding out when items are due
- Renewing items
- Reserving items
- Paying fines

CLASS OUTLINE – Class 5 – Digital

Hoopla

- **Hoopla Digital** is a web and mobile platform that provides a wide range of digital content including ebooks, audiobooks, comics, videos. **Hoopla** allows library patrons to download or stream media content free of charge.

Freegal

- **Freegal** is a downloadable music service from your library. All you need is your library card number and, if your library requires it, a PIN. **Freegal** offers access to about 3 million songs, including Sony Music's catalog of legendary artists.

Smart Devices that Work with iPhones & iPads

Smart Televisions

- HDMI Connection
- Apple TV
- Firestick

Smart Speakers

- Echo (Alexa)
- Echo Dot
- Google

There's Always More to Learn

Account - C/W MARS

File Edit View Favorites Tools Help

Google Search

https://cwmars.libraryreserve.com/10/50/en/MyAccount.htm?PerPage=40

Settings

My Account:

Checkout limit:	7
Titles checked out:	3
Hold limit:	5
Titles on hold:	3
Wish list items available:	2

Get the App

OverDrive

Get the app

Download (EPUB eBook)

Expires in 3 days

Renew

Download (Kindle Book)

Read (In your browser)

Expires in 2 days

Renew

Download (EPUB eBook)

Expires in 2 days

Renew

iPad 2: the Missing...
J.D. Biersdorfer

Teach Yourself VISUALLY iPad
Lonzell Watson

iPad 2 For Seniors For DUMMIES
Nancy C. Muir

You Tube is a function of Google



- <https://www.youtube.com/watch?v=sLzCXB-BD9g>


https://www.youtube.com/watch?v=ufvkvw_TYo

SOME BASICS

Watch Videos on YouTube

- <https://www.youtube.com/watch?v=UxhlknX2O-Q>
- https://www.youtube.com/watch?v=3_2MYW3-xiM

Senior Classes can be taught in the Library and at other venues



Seniors are Eager Students – Enjoy Teaching



Times Have Changed!

DUSTIN

BY STEVE KELLEY & JEFF PARKER





JUST DO IT!



You Will Learn As Much As You Teach