



# La Porte County Public Library Exchange Makerspace


PRESENTED BY:

ELIZABETH ADAMS, COMMUNITY LEARNING LIBRARIAN, LA PORTE COUNTY PUBLIC LIBRARY

PAM OKOSUN, COMMUNITY LEARNING MANAGER, LA PORTE COUNTY PUBLIC LIBRARY

# Overview/Purpose

- ▶ The purpose of this presentation is to share an overview of how the LPCPL Exchange Makerspace came to be, what we offer the public, and lessons learned along the way that may be helpful to consider when starting or expanding your own library makerspace.





# History of the Exchange


- ▶ The LPCPL Exchange is a Makerspace that is part of the La Porte County Public Library, located in La Porte, Indiana.
- ▶ The makerspace began in 2013 before expanding to the current 10,000 sq. ft. space in 2021.
- ▶ [https://www.youtube.com/watch\\_popup?v=YWSYpQRO5GU](https://www.youtube.com/watch_popup?v=YWSYpQRO5GU)





# Our goals at the Exchange

- ▶ Provide a free public resource that promotes lifelong learning and self-led learning.
- ▶ Provide access to equipment and resources.
- ▶ Provide knowledgeable staff to instruct on equipment and assist with troubleshooting.
- ▶ Provide creative programming that promotes our values.
- ▶ Create a welcoming space where people can learn new things, explore their creativity – and where mistakes are okay!
- ▶ Build a community that celebrates making, creating, and sharing knowledge with others.



**Do you have an idea?**  
You can make it at  
The LPCPL Exchange!





# What do we offer?


- ▶ Equipment: We currently have an audio recording studio, video recording studio, design computers, Cricut machines, heat press, 3D printers, CNC machines, laser cutters, wood lathes, drill press, jewelry making and leatherworking supplies, soldering station, sewing machines, serger, industrial sewing machine, and more!
- ▶ Meeting rooms & Classroom space





# What do we offer?

- Programming: We provide numerous programs for the public throughout the year both at the Exchange location and at branches. These programs range from make-and-take style classes, to demonstrations, to STEAM Camps.





# The Process

- ▶ To use the equipment, interested makers must:
  - ▶ Sign a waiver
  - ▶ Complete in-person training with a staff member on equipment
  - ▶ Sign up for a library card and Fabman card



807 Indiana Avenue  
La Porte, IN 46350

ph 219-344-5895  
exchange@laportellibrary.org



**Do you have an Idea?**  
You can make it at  
The LPCPL Exchange!





Start learning about what the Exchange has to offer with **Niche Academy** on [laportellibrary.org](http://laportellibrary.org)



**Schedule a Start It!** One-on-One Equipment Training on the Events page of the library website



Or stop by The Exchange for an impromptu training session (availability may vary)



**Sign a waiver**, or bring a guardian to sign one if you're under 18



Learn how to use the tools and equipment with a **Staff One-on-One**



**Get a Fabman card** - It will track your learning and give access to makerspace equipment



**Register** your Fabman.io account to reserve time on equipment and see what's available at any given time



**Come back** to The Exchange and scan your Fabman card at equipment you're certified to use



**Make and Learn!** We can provide materials and supplies to help you learn.



**Use library resources** like [LikedInLearning.com](http://LikedInLearning.com)  
[Creativebug.com](http://Creativebug.com)  
LPCPL Academy  
to learn more and find inspiration for future projects.

## Who can use The Exchange?

La Porte County Public Library card holders are eligible to use The Exchange Makerspace. With a reciprocal library card through their home library, residents outside of the LPCPL service area can become makers.



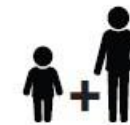
**Adult Maker**  
18+

Adults must sign a waiver and can use equipment independently.



**Teen Maker**  
12-18

Teens require a waiver signed by an adult guardian and can use equipment independently.



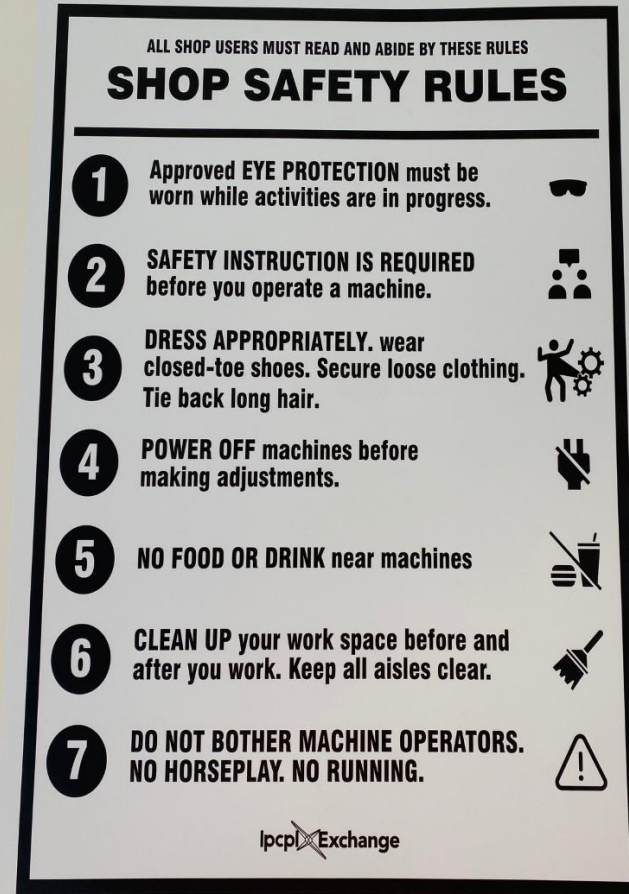
**Youth Maker**  
8-11  
with Adult  
Guardian

Youth require a waiver signed by an adult guardian and can use approved equipment under the direct supervision of Adult Guardians with Official Maker Certification.



# Safety

- ▶ Waiver
- ▶ Training
- ▶ Library Policies
- ▶ Makerspace Policies
- ▶ Equipment and materials
- ▶ PPE for customers





# Lessons learned so far

- ▶ Staffing
- ▶ Budgeting
- ▶ Equipment training considerations
- ▶ Programming
- ▶ Communicating process and purpose to the community
- ▶ Focus on Self-led Learning





# Additional tips

- ▶ Gradual changes and additions to the space are key! You don't have to do it all at once.
- ▶ Listen to what equipment users are hoping to see in the space – they aren't shy about sharing suggestions! Add in new resources as capacity and budget allows.
- ▶ Have a plan for replacing equipment, consider if some items come from vendors that may be tricky to purchase from.
- ▶ Embrace volunteers who are excited about sharing their skills.
- ▶ Make gradual changes to programming/instruction and find what works best for your audience.
- ▶ Have fun!



# Questions?

Pam Okosun

[pokosun@laportelibrary.org](mailto:pokosun@laportelibrary.org)

La Porte County Public Library  
Exchange

[exchange@laportelibrary.org](mailto:exchange@laportelibrary.org)

Elizabeth Adams

[eadams@laportelibrary.org](mailto:eadams@laportelibrary.org)