


Programming in Your Pocket

Bambi Pea
Supervisor/Children's Librarian
Indianapolis Public Library
Warren Branch




Who am I?

- Bambi Pea- Indianapolis Public Library (Warren)
 - 15 years Youth Service experience
 - Have worked in 2 library systems
 - Elementary and special education background
-




What is free or low-cost programming?

- Programming with what you already have.
 - Using materials you would usually throw away.
 - On the fly programming
-




Think about it...

- What is the goal with Youth Services?
 - How do we reach our goal?
-




What are some barriers?

- Money
 - Time
 - Resources
-




Lets talk about what you already have...

- Cardboard rolls
 - Bottles or bottle caps
 - Poptabs
 - Paper
 - Cardboard from food boxes
 - Cheerios or fruitloops
-




Library supplies

- Construction paper
 - Glue sticks
 - Cardstock
 - Crayons, markers, pencils
 - Books
 - Storytime supplies (scarves, shakers, felt boards)
 - Discarded books
-




Birth-5

- Impromptu storytime
 - Create take home storytime from left over storytime crafts
 - Bring out props for storytime and encourage play
-



Schoolage

- Simple crafts with reused materials
 - Bag up a take home craft or have a table activity
 - STEM challenge sheets for take home
 - Scavenger hunts
 - Have a day for board game donations from the community. Provide the games for use at the library by families.
-





Basketball tower Challenge

- Use newspapers you have discarded from the collection instead of recycling.
 - Create a tower that can support a basketball.
-



Balloon Tower Challenge

- Balloons and masking tape.
 - Use these two materials to create the tallest tower.
-

Paper Airplanes

- Who can carry the most cargo?
- Have kids design paper airplanes and add “cargo” to see which one can hold the most and still fly.

AIR PLANE CHALLENGE

*who can fly the
most cargo?*





FLOWER CRAFT

from recycled materials



Recycled Flowers

Cut cardboard from product boxes you would throw away and just glue on a sheet of paper.


Recycled Robot

Collect lots of materials you would throw away. Lay everything on a table and let the kids craft their own robots.



Teens

- Impromptu “Book Club”
 - Have Teen advisory Group
 - Post-it art
 - Post-it book suggestions
 - Coloring ornaments to hang up in the room
 - Origami
 - Play board games
 - Recycled book crafts
-



Recycled bookmarks


**Save old graphic novels for the
pages.**

**Have the teens cut them to a
bookmark size, hole punch and
add ribbon.**





How To Paint with
Sharpies & Alcohol



Sharpie coasters

Buy ceramic tile
Have teens color with sharpies.
Drop or spray rubbing alcohol.

Phone Holder

Save cardboard rolls.

Have the teens cut to shape and then color with sharpie.





Building with Cardboard

When you have cardboard from deliveries, cut into 5 x 5 squares with notches in them. On top of a short bookshelf allow the teens to build a sculpture a little everyday.

Wall Sudoku

- Create a template in publisher or excel.
- Print onto paper and assemble.
- Place the remaining numbers needed on sticky notes.





Black out Poetry

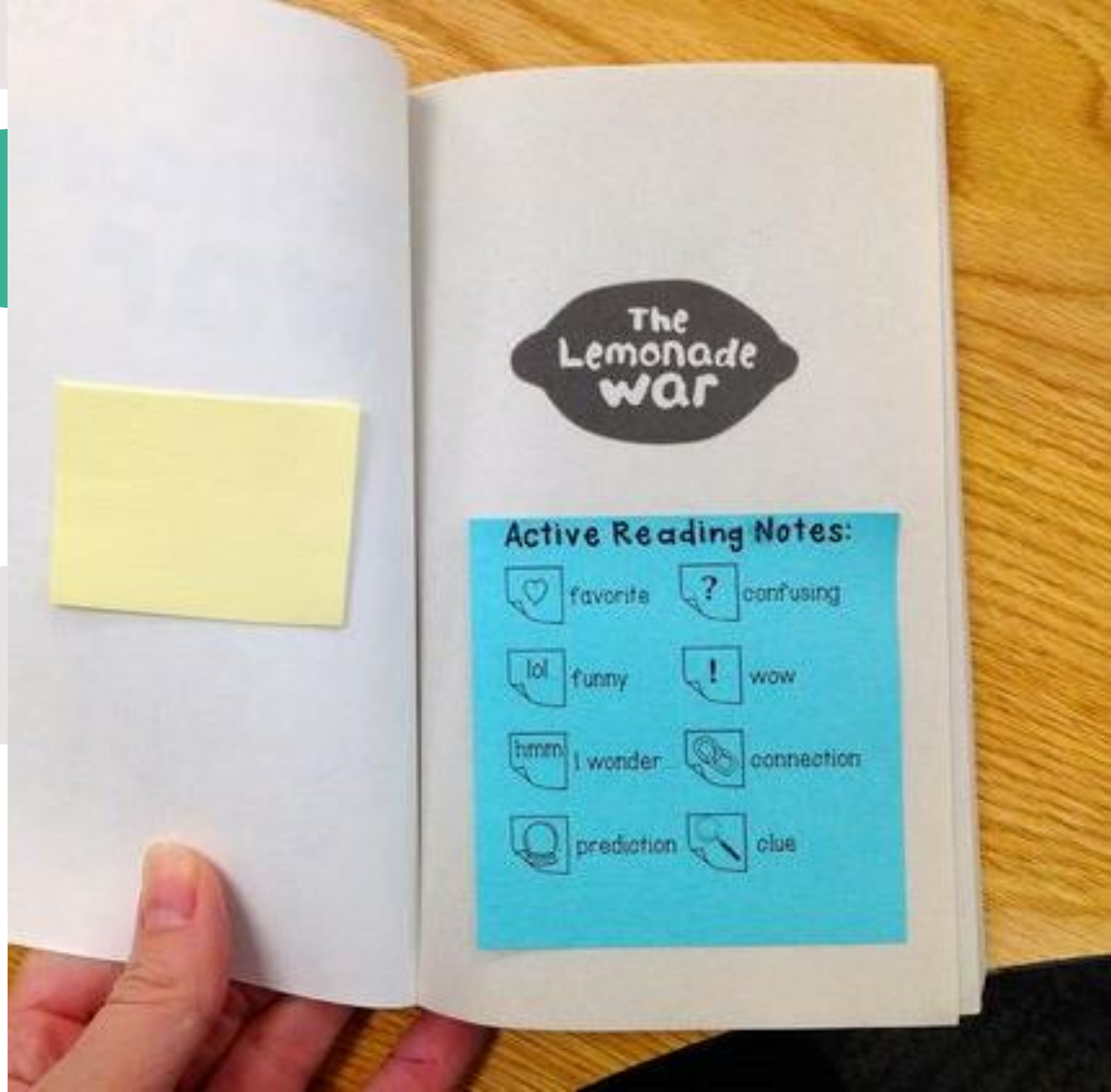
Save discarded teen book pages.

Using a sharpie circle words you want to remain for your poem.

Create a drawing or black out the remaining parts of the page.

Book Suggestions

- Allow the teens to reviews books on sticky notes and place them in the inside covers of books.
- Include ALL recommendations, even if they did not like the book.



My Information

Bambi Pea

Indianapolis Public Library (Warren Branch)

317-275-4550

bpea@indypl.org

Pinterest- @bpea1980

